

SPORTS STADIUM LIGHTS

 CSCLED

SPORTS STADIUM LIGHTS

DLC PREMIUM PERFORMANCE



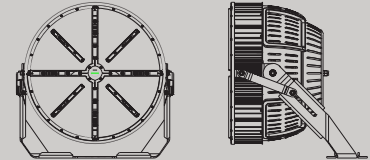
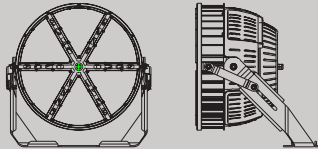

400W / 500W



600W / 750W
Shown with optional Laser Pen



1000W / 1200W
Shown with optional Visor



PRODUCT #	WATTS	VOLTAGE	LUMENS	EPA	BEAM ANGLE	WEIGHT (lbs)	DIMENSIONS (Inches)
SP01-400W-50K	400W	100-277V	53,645 lm	1.49 ft ²	30° 40° 120°	31.24	Ø 14.17*15.74
SP01-500W-50K	500W	100-277V	65,683 lm	1.49 ft ²	30° 40° 120°	32.34	Ø 14.17*15.74
SP01-600W-50K	600W	100-277V	88,400 lm	2.5 ft ²	15°	60.72	Ø 18.11*20.59
SP01-750W-50K	750W	100-277V	104,590 lm	2.5 ft ²	15°	62.70	Ø 18.11*20.59
SP01-1000W-50K	1000W	100-277V	135,183 lm	3.14 ft ²	12° 30° 42° 60°	72.16	Ø 20.51*22.71
SP01-1200W-50K	1200W	100-277V	163,612 lm	3.14 ft ²	12° 30° 42° 60°	77.44	Ø 20.51*22.71
SP01-400W-50K-HV	400W	200-480V	53,645 lm	1.49 ft ²	30° 40° 120°	31.24	Ø 14.17*15.74
SP01-500W-50K-HV	500W	200-480V	65,683 lm	1.49 ft ²	30° 40° 120°	32.34	Ø 14.17*15.74
SP01-600W-50K-HV	600W	200-480V	88,400 lm	2.5 ft ²	15°	60.72	Ø 18.11*19.09
SP01-750W-50K-HV	750W	200-480V	104,590 lm	2.5 ft ²	15°	62.70	Ø 18.11*19.09
SP01-1000W-50K-HV	1000W	200-480V	135,183 lm	3.14 ft ²	12° 30° 42° 60°	72.16	Ø 20.51*22.13
SP01-1200W-50K-HV	1200W	200-480V	163,612 lm	3.14 ft ²	12° 30° 42° 60°	77.44	Ø 20.51*22.13

SPORTS STADIUM LIGHT ACCESSORIES

(additional cost)



Shown with optional
Visor and Slipfit Mount

VISOR

SP01-VISOR-A for 400W and 500W

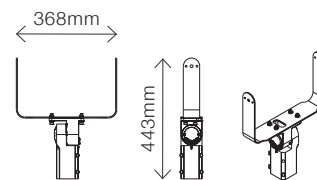
SP01-VISOR-B for 600W and 750W

SP01-VISOR-C for 1000W and 1200W

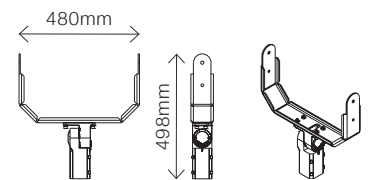
SLIPFIT MOUNT

SP01-SF-SM for 400W and 500W

SP01-SF-LG for 600W, 750W, 1000W and 1200W



SP01-SF-SM Diagram

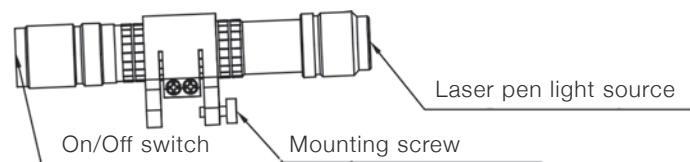


SP01-SF-LG Diagram

LASER PEN

SP01-LP

Use the laser to project the point, simulate the direction of the fixture's light projection, and assist in installation of the lamp.



Quick and easy installation



Shown with
optional Laser Pen



Commercial and Industrial LED Lighting

1-888-900-9885 | info@csc-led.com | CSC-LED.COM

HEAD OFFICE

8-540 Jamieson Parkway
Cambridge, ON N3C 0G5
orders@csc-led.com

WESTERN CANADA

121-1647 Broadway St.
Port Coquitlam, BC V3C 6P8
ordersbc@csc-led.com

YOUR SALES AGENTS

ALBERTA / SASKATCHEWAN

Sensible Adaptive Solutions
P: 403.519.4209 or 403.869.8252
www.sensibleadaptive.com

NEWFOUNDLAND AND LABRADOR

RWM Enterprises
P: 709.682.4012

BRITISH COLUMBIA

Ken Watt & Associates
P: 604.576.2838
www.kenwattassoc.com

OTTAWA / GATINEAU

D2D Sales
P: 613-552-5373 or 613-327-6556
www.day2daysales.com

MANITOBA

TMC Sales
P: 204.837.5036
www.tmcsales.ca

QUÉBEC

Agence Vision Agency
P: 514.713.3849