

Architectural Wall Pack

30W | 4000K | 347V



High-end style with super bright, energy efficient LEDs
Ideal for building entrances, multi-use facilities, apartment buildings,
institutions, schools, stairways and loading docks



TECHNICAL DATA



LIGHT SPECIFICATIONS

Lumens	3,239 lm
Efficacy	116.4 lm/W
CCT	4000K
CRI	83.3
Beam Angle	90 x 120
L70 Life	50,000 hrs
Dimmable	No
Warranty	10-year

APPROVALS AND LISTINGS

cUL	E482965
DLC	PQ6BEWE7

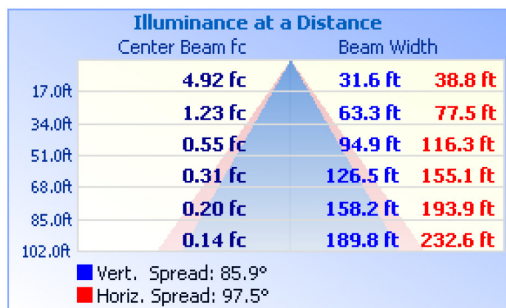
ELECTRICAL

Wattage	30W
Voltage	347V
Power Factor	0.9
THD	11.73%
Operating Temp	-40 to 40°C

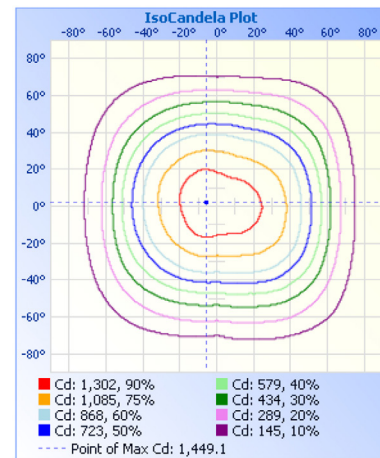
CONSTRUCTION

Housing	Aluminum
Finish	Multi-coat, powder
Colour	White
IP Rating	IP65
Weight	4.3 lbs
Carton Qty	4

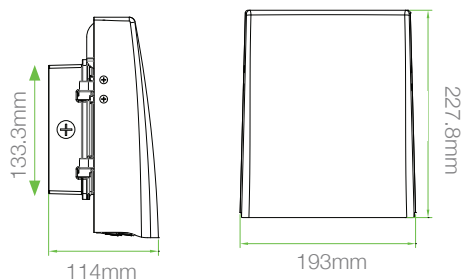
ILLUMINANCE AT A DISTANCE



ISOCANDELA PLOT



DIMENSIONS



Western Canada Warehouse: 121-1647 Broadway Street, Port Coquitlam, BC V3C 6P8 | ordersbc@csc-led.com