

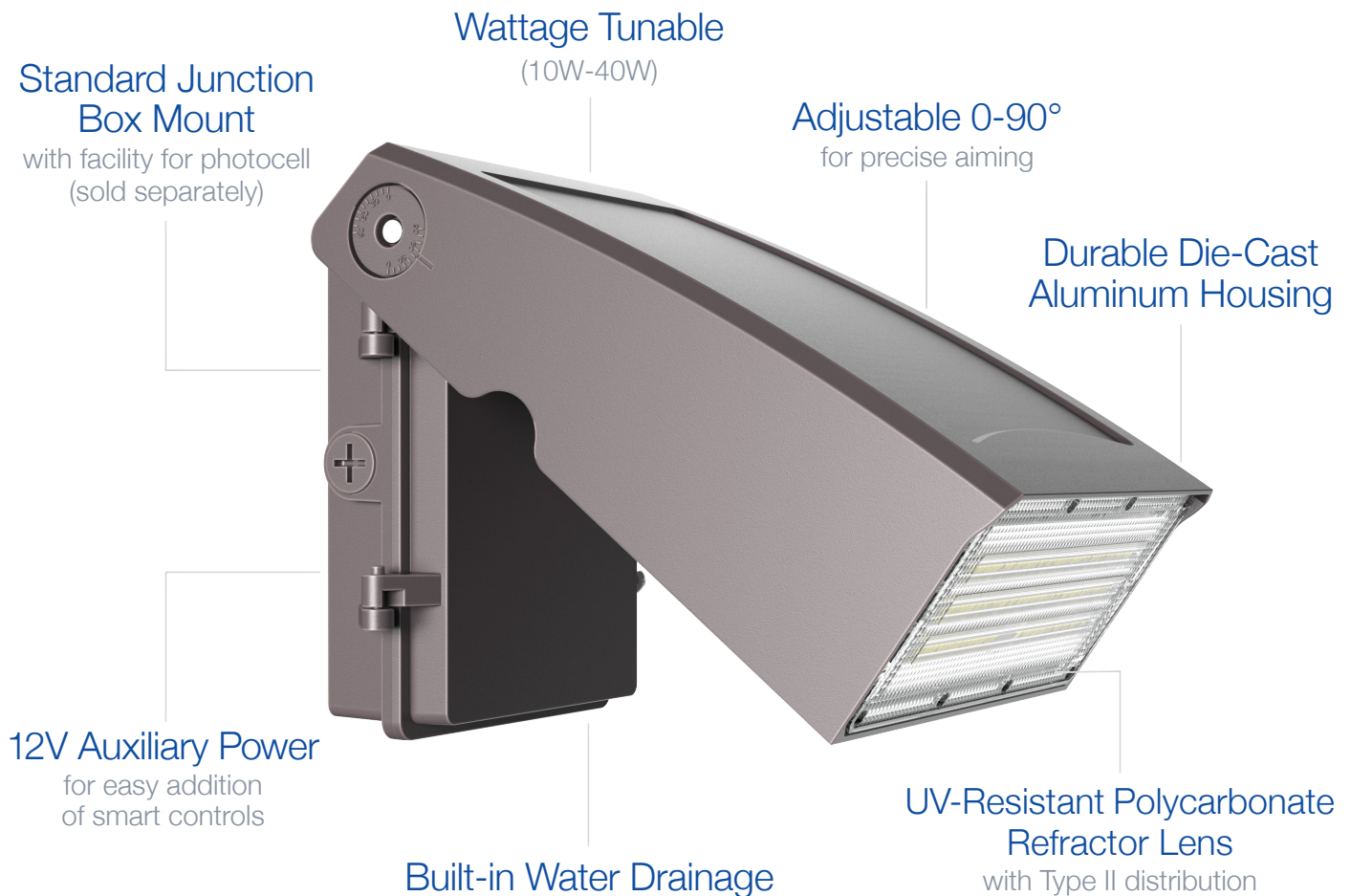
AWP03

Architectural Wall Pack

Wattage Tunable | 4000K | 120-347V



Versatile architectural wall pack with a slim profile that fits almost any outdoor lighting application
Ideal for building entrances, multi-use facilities, apartment buildings, institutions, schools, and more



Optional Accessories (sold separately):
Photocell (HD06VCRH), Extension for Photocell (HB06-TUBE)



HD06VCRH



HB06-TUBE

TECHNICAL DATA



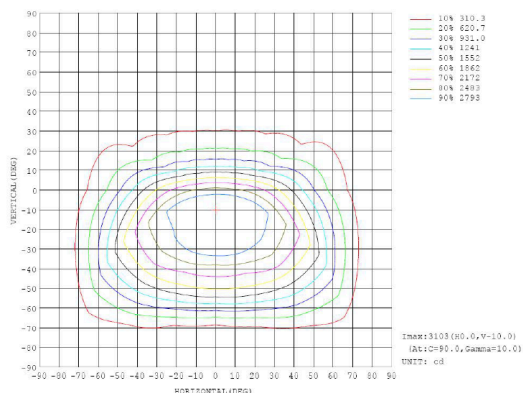
LIGHT SPECIFICATIONS

Lumens	5,149 lm
Efficacy	132 lm/W
CCT	4000K
CRI	70
Dimmable	0-10V
L70 Life	50,000 hrs
Warranty	10-year

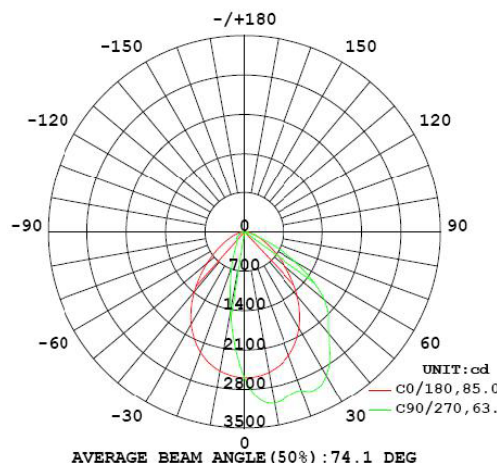
APPROVALS AND LISTINGS

cETL	5018387
DLC	PLRUSDGK29P6

ISOCANDELA PLOT



LUMINOUS INTENSITY DISTRIBUTION



ELECTRICAL

Wattage	10W/20W/30W/40W
Voltage	120-347V
Power Factor	0.9
THD	17.2%
Operating Temp	-30 to 45°C

CONSTRUCTION

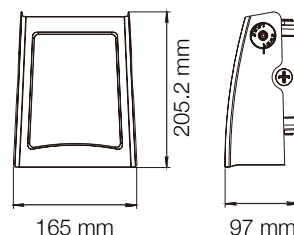
Housing	Die-Cast Aluminum
Lens	Polycarbonate
Finish	Bronze
IP Rating	IP65
Net Weight	1.59 kg
Gross Weight	1.92 kg
Carton Qty	1
Carton Dimensions	245 x 200 x 135 mm

ACCESSORIES (Ordered Separately)

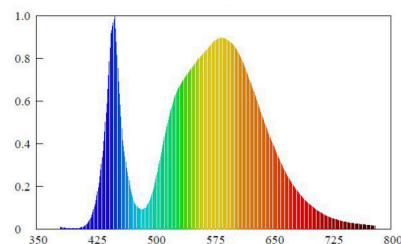
Photocell	HD06VCRH
Photocell Extension	HD06-TUBE

NOTE: HB06-TUBE is an optional accessory for the HD06VCRH Photocell

DIMENSIONS



SPECTRORADIOMETRIC PARAMETERS



Western Canada Warehouse: 121-1647 Broadway Street, Port Coquitlam, BC V3C 6P8 | ordersbc@csc-led.com