

# 220W Linear High Bay



Suitable for manufacturing, shops and warehouse applications

Slim, compact design. 120-347V



Chain mounts and v-hooks included

Optional dimmable motion sensor ordered separately

Optional wire guard ordered separately

Optional bracket ordered separately

## TECHNICAL DATA



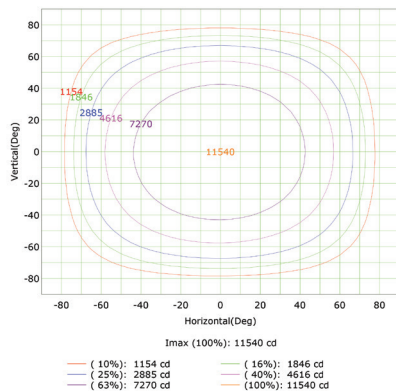
### LIGHT SPECIFICATIONS

Lumens	30,581 lm
Efficacy	139.38 lm/W
CCT	4000K
CRI	80
Beam angle	100°
L70 Life	50,000
Dimmable	0-10V
Warranty	5-year


### APPROVALS AND LISTINGS

cUL	E482965
DLC Premium	PLZ914DEFUJA
LED CHIP	LUMILEDS 2835

### ISOCANDELA PLOT



### ILLUMINANCE AT A DISTANCE



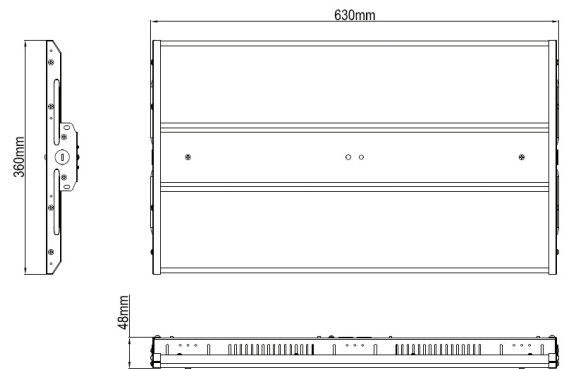
### ELECTRICAL

Wattage	220W
Voltage	120-347V
Power factor	0.90
THD	15%
Operating temp	-40 to 50°C

### CONSTRUCTION

Housing	Steel
Finish	White
IP Rating	IP40 (damp location)
Weight	4.1 lbs
Carton qty	2

### DIMENSIONS



### ACCESSORIES

Bracket	LHB-BRACKET-SM
Motion Sensor	YM2502
Motion Sensor (Dimmable 120-277V)	MC054V-RC-D
Wire Guard	LHB-100-165-WG



LHB-BRACKET-SM