

Premium Panel Light

30W | 4000K | 1x4



Ideal for office lighting, basement lighting, light box and sign back-lighting, gym lighting, school lighting, hospital lighting and more.

Post-Painted Frames
quality finish,
exceptional design

Acrylic Diffuser
smooth, flawless
light illumination

0-10V Dimmable Driver
100-347V



High Quality Junction Box
reliable, proven design
with easy access to
terminal connections

3mm Mitsubishi Light Guide Plate
provides optimal stability

Steel Back Plate
designed for durability and
maximum heat dissipation

Optional Surface Mount Kits and Cable Kits available, sold separately.
See reverse for details and ordering information.



TECHNICAL DATA



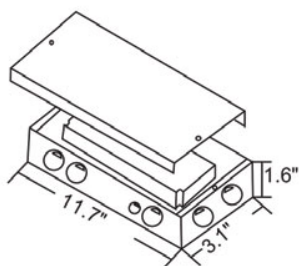
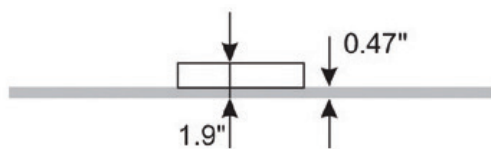
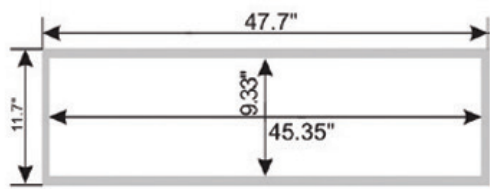
LIGHT SPECIFICATIONS

Lumens	3,838
Efficacy	126 lm/W
CCT	4000K
CRI	82.5
Dimmable	0-10V
Rated Hours	50,000
Warranty	7-year

APPROVALS AND LISTINGS

cUL	E491106
DLC PREMIUM	PLCSD89GJ23L

DIMENSIONS



ELECTRICAL

Wattage	30W
Voltage	100-347V
Power Factor	0.88
THD	19.62 %
Operating Temp	-20° to 40°C

CONSTRUCTION

Framing	Aluminum Alloy
Colour	White
IP rating	IP54
Carton qty	4

ACCESSORIES (Ordered Separately)



Surface Mount Kits PL14-SK



Cable Kits PL14/24-CABLE-KIT