



Dual-Head Security Light

With Motion Sensor

3 Operating Modes: On/Off; Motion On/Off; Dusk-to-Dawn

Lampshield provides
bulb protection

Swivel arm design
allows directional light



150° motion
detection zone

Adjustable arm for
aiming motion sensor

All-metal housing
for rugged durability

TECHNICAL DATA



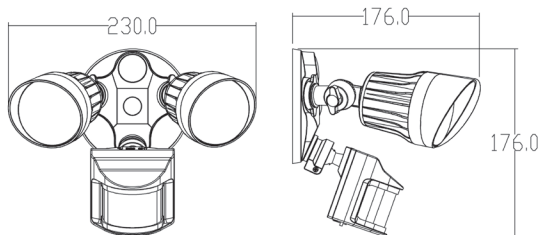
LIGHT SPECIFICATIONS

Lumens	1,800 lm
Efficacy	90.18 lm/W
CCT	5000K
CRI	80
L70 Life	50,000 hrs

APPROVALS AND LISTINGS

cETL	5002143
DLC	PF347ZN2

DIMENSIONS



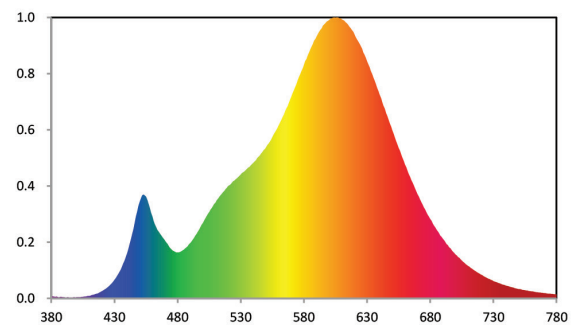
ELECTRICAL

Wattage	20W
Voltage	120-277V
Power factor	0.90
THD	17.10%
Operating temp	-30 to 40°C

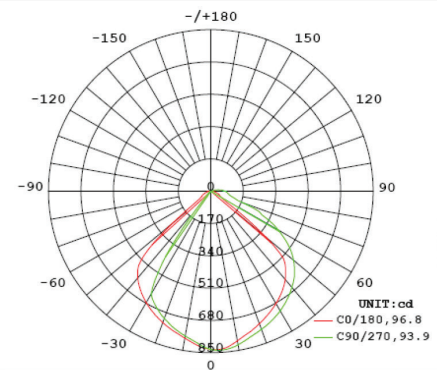
CONSTRUCTION

Housing	Aluminum
Finish	Black
IP rating	IP65
Weight	2 lbs
Carton qty	8

Spectral Power Distribution



Luminous Intensity Distribution



Western Canada Warehouse: 121-1647 Broadway Street, Port Coquitlam, BC V3C 6P8 | ordersbc@csc-led.com