

NEMA 4X Vapour Tight

46W | Colour Tunable | 120-347V | 4 ft

Ideal for parking garages, industrial applications, agricultural applications, food processing plants, paint shops, and other harsh environments



NEMA 4X



Colour Tunable
3500K/4000K/5000K

Low Glare
Frosted Lens

120-347V Driver




Conduit Entry
on both ends

Installation Brackets
can be slid anywhere along
entire surface for matching
joist pattern

304 Stainless
Steel Locking
Buckles

One Piece
Gear Tray
for quick access
to driver and
accessories



Accessories (Ordered Separately):
Motion Sensor (STVT-IMS or VTHB-IMS)



STVT-IMS



VTHB-IMS

TECHNICAL DATA



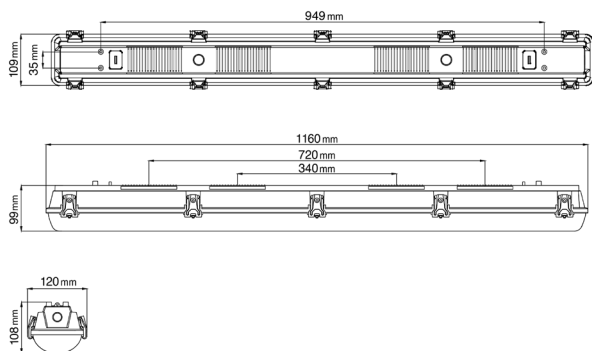
LIGHT SPECIFICATIONS

Lumens	5,950 lm
Efficacy	129 lm/W
CCT	3500K, 4000K, 5000K
CRI	84.7
Dimmable	0-10V
Life	50,000 hrs
Warranty	5-year

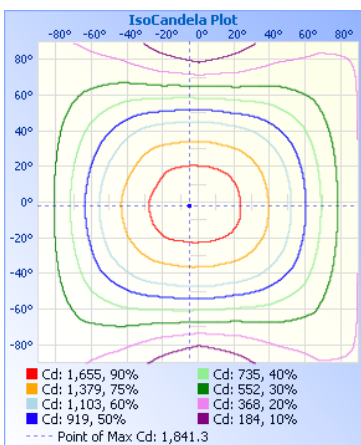
APPROVALS AND LISTINGS

ETL	5001780
-----	---------

DIMENSIONS



ISOCANDELA



ELECTRICAL

Wattage	46W
Voltage	120-347V
Power Factor	0.99
THD	6.33%
Operating Temp	-35 to 40°C

CONSTRUCTION

Housing	Polycarbonate
Finish	White/Grey
Length	4 ft
IP Rating	IP66
Product Dimensions	1160 x 120 x 109 mm
Ctn Qty	4
Carton Dimensions	382 x 382 x 196 mm

ACCESSORIES (Ordered Separately)

VTHB-IMS	Motion Sensor
STVT-IMS	Motion Sensor

NOTE: VTHB-IMS can be mounted over 4 metres.
STVT-IMS can be mounted at a max height of 4 metres.



VTHB-IMS



STVT-IMS

ILLUMINANCE AT A DISTANCE

Distance	Illuminance at a Distance	
	Center Beam fc	Beam Width
3.3ft	169 fc	8.8 ft 12.5 ft
6.7ft	40.9 fc	17.8 ft 25.3 ft
10.0ft	18.4 fc	26.5 ft 37.7 ft
13.3ft	10.4 fc	35.3 ft 50.2 ft
16.7ft	6.59 fc	44.3 ft 63.0 ft
20.0ft	4.59 fc	53.1 ft 75.5 ft

Vert. Spread: 106.0°
Horiz. Spread: 124.2°