

380W Flood Light



Ideal for outdoor applications such as parking lots, construction sites, storage and rail yards, industrial locations, marinas, billboard/sign illumination and more



TECHNICAL DATA



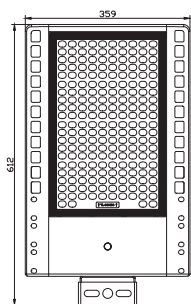
LIGHT SPECIFICATIONS

Lumens	45,129
Efficacy	119.36 lm/W
CCT	5000K
Beam angle	90 x 120°
CRI	82.4
Dimmable	0-10V dimmable
Rated hours	50,000
Warranty	10-year

APPROVALS AND LISTINGS

cUL	E352127
DLC	PB6EAHM6

DIMENSIONS



ELECTRICAL

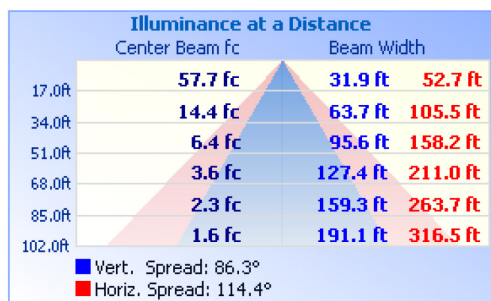
Wattage	380W
Voltage	120-277V
Power factor	0.95
THD	8.45
Operating temp	-40° to 55°C

CONSTRUCTION

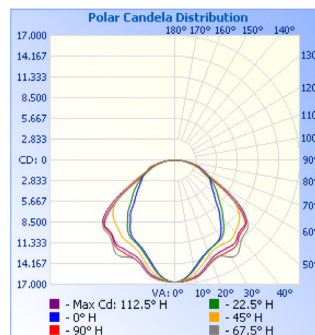
Housing	Aluminum
Finish	6mm, powder coat
Colour	Matte black
IP rating	IP65
Weight	27.5 lbs
Carton qty	1

NOTES

ILLUMINANCE AT A DISTANCE




PHOTOMETRIC SPECS



Product #

FL01-380W-SF

WITH SLIP FITTER



Dimensions

