


150W

**AREA / FLOOD LIGHT**

Ideal for outdoor applications such as parking lots, construction sites, storage and rail yards, industrial locations, marinas, billboard/sign illumination, and more

129+ LM/W

Quick Change Mounting Options (additional cost):
Slip Fitter, Round Pole Arm, or Square Pole Arm

TECHNICAL DATA



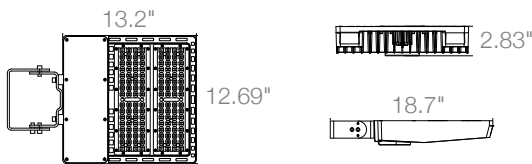
LIGHT SPECIFICATIONS

Lumens	18,794 lm
Efficacy	129.88 lm/W
CCT	4000K
Distribution	Type III, Type II + V optional
CRI	83.6
Dimmable	0-10V
Warranty	10-year

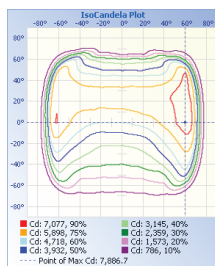
APPROVALS AND LISTINGS

cUL	E352127
DLC PREMIUM	PL89KTLC0G1C

DIMENSIONS



ISOCANDELA PLOT



ILLUMINANCE AT A DISTANCE

Center Beam fc	Beam Width	Beam Width
17.0ft	16.2 fc	45.3 ft 98.7 ft
34.0ft	4.06 fc	90.7 ft 197.3 ft
51.0ft	1.81 fc	136.0 ft 296.0 ft
68.0ft	1.02 fc	181.4 ft 394.7 ft
85.0ft	0.65 fc	226.7 ft 493.3 ft
102.0ft	0.45 fc	272.1 ft 592.0 ft

Vert. Spread: 106.3°
Horiz. Spread: 142.0°

ELECTRICAL

Wattage	150W
Voltage	100-277V
Power factor	0.90
THD	7.15%
Operating temp	-40 to 40° C

CONSTRUCTION

Housing	Die cast aluminum
Finish	Anodized finish
Colour	White
IP rating	IP65
Weight	15.44 lbs
Carton qty	1

MOUNTING OPTIONS



Complete with Standard Trunnion Mount
Product #: FL03-150W-40K



Optional Adjustable Slip Fit Mount
Product #: FL03-TA
(Available at an additional cost)



Optional Round Pole Arm Mount
Product #: FL03-TB
(Available at an additional cost)



Optional Square Pole Arm Mount
Product #: FL03-TC
(Available at an additional cost)



Photocell sensor available
Product #: FL03-PC
(Available at an additional cost)