

165W Linear High Bay



Suitable for manufacturing, shops and warehouse applications
Slim, compact design. 120-347V

Low glare frosted lens included
(can be removed)

Steel housing with white
epoxy powder coat finish



120-347V
driver

- Chain mounts and v-hooks included
- Optional dimmable motion sensor ordered separately
- Optional wire guard ordered separately
- Optional bracket ordered separately

TECHNICAL DATA



LIGHT SPECIFICATIONS

Lumens	22,927 lm
Efficacy	144.21 lm/W
CCT	4000K
CRI	80
Beam angle	100°
L70 Life	50,000
Dimmable	0-10V
Warranty	5-year

ELECTRICAL

Wattage	165W
Voltage	120-347V
Power factor	0.90
THD	15%
Operating temp	-40 to 50°C

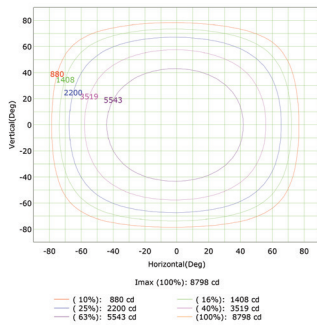
APPROVALS AND LISTINGS

cUL	E482965
DLC Premium	PLUCO9NFANVZ
LED CHIP	LUMILEDS 2835

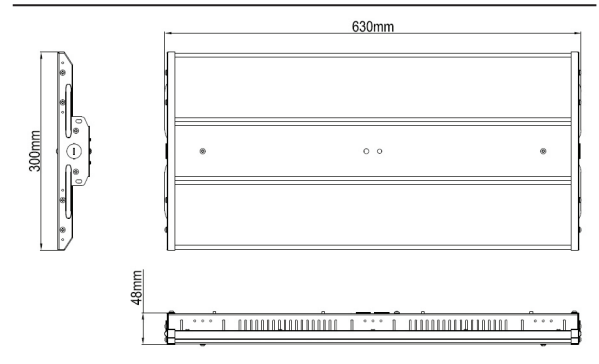
CONSTRUCTION

Housing	Steel
Finish	White
IP rating	IP40 (damp location)
Weight	3.5lbs
Carton qty	2


ISOCANDELA PLOT



DIMENSIONS



ILLUMINANCE AT A DISTANCE



Western Canada Warehouse: 121-1647 Broadway Street, Port Coquitlam, BC V3C 6P8 | ordersbc@csc-led.com