


# 220W Linear High Bay



Suitable for manufacturing, shops and warehouse applications

Slim, compact design. 120-347V



Chain mounts and v-hooks included

Optional dimmable motion sensor ordered separately

Optional wire guard ordered separately

Optional bracket ordered separately

## TECHNICAL DATA



### LIGHT SPECIFICATIONS

Lumens	30,104 lm
Efficacy	137.44
CCT	5000K
CRI	80
Beam angle	100°
L70 Life	50,000
Dimmable	0-10V
Warranty	5-year

### ELECTRICAL

Wattage	220W
Voltage	120-347V
Power factor	0.90
THD	15%
Operating temp	-40 to 50°C

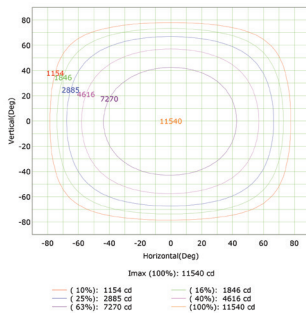
### APPROVALS AND LISTINGS

cUL	E482965
DLC Premium	PL12QFI2OM52
LED CHIP	LUMILEDS 2835

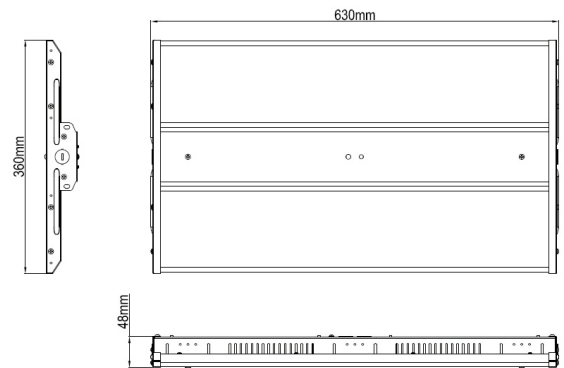
### CONSTRUCTION

Housing	Steel
Finish	White
IP rating	IP40 (damp location)
Weight	4.1lbs
Carton qty	2

### ISOCANDELA PLOT



### DIMENSIONS



### ILLUMINANCE AT A DISTANCE

