

40W Tri-proof (4')



Water-proof, dust-proof, damp-proof, and vapour-proof
IP66 - Ideal for workshops and work cells

Can be surface mounted or suspended

Power out
(Can be daisy chained)

High impact frosted cover
delivers low glare

Removable end caps
with silica gel gasket

Power in

Continuous aluminum extruded base
for rigidity and heat dissipation

TECHNICAL DATA



LIGHT SPECIFICATIONS

Lumens	5,200 lm
Efficacy	130 lm/W
CCT	5000K
CRI	80
L70 Life	50,000
Dimmable	No
Warranty	5-year

APPROVALS AND LISTINGS

DLC Premium	PE1SD4J1
-------------	----------

ACCESSORIES



Single ended Cord
SL-1MCORD-SINGLE



Double ended Cord
SL-1MCORD-DOUBLE



Connectors
SL-3PIN-MALE



Cable Kit
SL-CABLE-KIT



Shown with double ended cord for daisy chaining and power input cord (ordered separately)

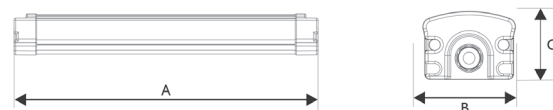
ELECTRICAL

Wattage	40W
Voltage	100-277V
Power factor	0.90
THD	10%
Operating temp	-40 to 40°C

CONSTRUCTION

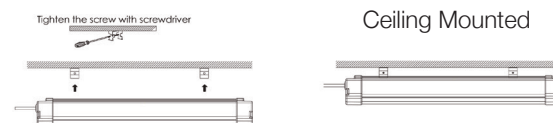
Housing	Aluminum / Polycarbonate
IP rating	IP66
Carton qty	6

DIMENSIONS



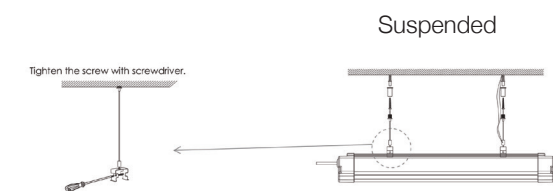
1200 x 94 x 69 mm

INSTALLATION INSTRUCTIONS



Ceiling Mounted

* Ceiling Mounted accessories are ShineLong Configuration.



Suspended

* Suspended accessories need to be paid additionally.



Shown with mounting clips (included)