



Meet the Sleek and Modern

KEYSTONE

KWP Wall Packs

Power & Colour Selectable

120-347V Universal Driver

0-10V Dimmable

Built-in Photocell

A sleek, modern alternative to classic wall packs. With a slightly larger footprint than classic wall packs, retrofitting is simple and easy with no additional painting or wall alterations needed for a seamless swap!



KEYSTONE WALL PACKS

Suitable for use in commercial and industrial outdoor building projects in need of a sleek, customizable luminaire that enhances building aesthetics.

WHAT MAKES THE KWP SO GREAT!

Our Keystone Wall Packs redefine outdoor lighting with an innovative design and cutting-edge features. Offering both power and colour selectability, along with a built-in photocell and motion sensor compatibility, this series provides unmatched versatility and control.



Available in black, white, and bronze finishes, Keystone Wall Packs add a touch of modern elegance to any outdoor project. With a streamlined profile, this series offers a fresh take on classic wall packs, blending seamlessly with architectural aesthetics while delivering powerful illumination. Moreover, slightly larger footprints simplify installation, especially over painted surfaces, ensuring a hassle-free retrofit process.

Our Keystone Wall Packs set a new standard for outdoor lighting, combining style, functionality, and ease of installation into one exceptional product!



Pictured: 40W Models

Pictured: 80W - 120W Models

Available in Black (BK),
Bronze (BZ), and White (WH)

Power Selectable

20W / 30W / 40W
40W / 60W / 80W
80W / 100W / 120W

Colour Selectable

3000K / 4000K / 5000K

120-347V Universal Driver

with 0-10V dimming

Type II Optics Standard

Type III and Type IV
interchangeable Optics
sold separately

Built-in Photocell

unplug to bypass

Motion Sensor Compatible

sold separately

DarkSky Approved

when set to 3000K operation



For information on the
complete series including
IES files, spec sheets,
and more, visit
www.csc-led.com



Check out our
YouTube channel for
more information on
our products!

ACCESSORIES

Accessories to meet your projects every need (sold separately).



Infrared Motion Sensor

MS01-PIR-TW-DC
Compatible with all KWP models



Motion Sensor

MS04-MW-TW-DC
Compatible with all KWP models



T3 Lens

KWP-TYPE-III-SM
Compatible with 40W models




T3 Lens

KWP-TYPE-III-LG
Compatible with 80W - 120W models



T4 Lens

KWP-TYPE-IV-SM
Compatible with 40W models




T4 Lens


KWP-TYPE-IV-LG
Compatible with 80W - 120W models

Easily Retrofit Classic Wall Packs!

Our Keystone Wall Packs can be used to easily replace your current Classic Style Wall Packs on your next project! With a slightly larger footprint, the KWP covers the space where your Classic Style Wall Packs were installed, making upgrading fixtures hassle free without the need to repaint surfaces!



120W Keystone Wall Pack



120W Classic Wall Pack

Retrofit-friendly for most other manufacturer classic style wall packs

Lumen Output Tables

and Product Numbers

KWP-40W-3P-3CCT-UD			
	3000K	4000K	5000K
20W	3649 lm	3723 lm	3796 lm
30W	5417 lm	5566 lm	5616 lm
40W	6372 lm	6548 lm	6599.5 lm
KWP-80W-3P-3CCT-UD			
	3000K	4000K	5000K
40W	7650 lm	7717 lm	7716lm
60W	10817lm	11013 lm	10928 lm
80W	13969 lm	14212 lm	13972 lm
KWP-120W-3P-3CCT-UD			
	3000K	4000K	5000K
80W	14671 lm	15130 lm	15011 lm
100W	17922 lm	18673 lm	18506 lm
120W	20194 lm	20914 lm	20644 lm





WHY CHOOSE US AS YOUR LIGHTING PARTNER

SAFETY IN DECISION:

We began 18 years ago in 2005, and have been wholly committed to LED lighting ever since. If you ever have an issue with our products, rest assured we'll be there to help, and will never leave you hanging! We sell **ONLY** through channel (wholesale), never direct to the end user.

INVENTORY:

We have 3 fully loaded warehouses across Canada (ON, AB, BC). Everything at CSC LED is **QUICK SHIP!** In many cases, receive your order the next day. With an online account, view your NET cost and live inventory levels at the click of a button. A **2% discount** applies when you order online. We can ship to your branch or drop ship direct to your customer (no pricing shown on packing slips). \$250 Prepaid* shipping on most orders.

TECHNICAL SALES SUPPORT:

We have lighting specialists ready to assist with your selections, project designs, lighting calculations, and quotations. Our website has embedded lighting calculation tools as well as a rebate finder and ROI calculator. As always, CSC LED staff is ready to assist. **Lightning fast by industry standards!**

WEB & WEB SUPPORT:

If you haven't seen our web portal, prepare to be amazed! Easy to navigate, easy to order, and saves you time. Our IT team has also built an API that enables your website to pull our inventory data. If your website has the capability, our stock becomes your stock, on your website, without human intervention or input. This can also include automatic pricing with your built-in margin. Once again, saving you time and increasing your selling capabilities.

2 MOBILE SHOWROOMS:

We have 2 mobile showrooms available for your special events and joint contractor visits. These rolling beauties are powerful sales tools that go almost anywhere. Ask your local sales agent for more information.

* \$250 PPD shipping to all wholesale branches in Canada. Surcharge may apply for drop ship to remote locations.



CONTRACTOR REWARDS

Beginning October 1st, 2023, CSC LED launched its Contractor Rewards Program. Your contractors can now earn points that can be used towards gift cards and other cool rewards. Who doesn't like free stuff?

Learn more by visiting
www.csc-led.com/rewards

HEAD OFFICE:

8 - 540 Jamieson Pkwy,
Cambridge, ON, N3C 0G5
orders@csc-led.com | (519) 880 - 9833

ALBERTA WAREHOUSE

13 - 2355 52 Ave SE,
Calgary, AB, T2C 4X7
ordersbc@csc-led.com | (403) 907 - 0212

BRITISH COLUMBIA OFFICE

1140 - 2375 Fremont Street,
Port Coquitlam, BC, V3B 0N9
ordersbc@csc-led.com | (778) 730 - 0448

Let's Go Social!



[cscledcorp](https://www.cscledcorp.com)