


Architectural Wall Pack

12W | 4000K | 120-277V



High-end style with super bright, energy efficient LEDs
Ideal for building entrances, multi-use facilities, apartment buildings,
institutions, schools, stairways and loading docks



TECHNICAL DATA



LIGHT SPECIFICATIONS

| | |
|------------|------------|
| Lumens | 1,285 lm |
| Efficacy | 109.1 lm/W |
| CCT | 4000K |
| CRI | 83.4 |
| Beam Angle | 90 x 120 |
| L70 Life | 50,000 hrs |
| Dimmable | No |
| Warranty | 10-year |

APPROVALS AND LISTINGS

| | |
|-----|----------|
| cUL | E482965 |
| DLC | PE5DXU3P |

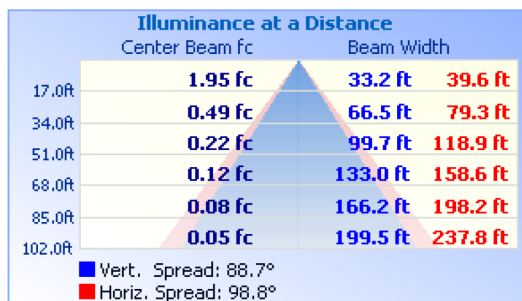
ELECTRICAL

| | |
|----------------|-------------|
| Wattage | 12W |
| Voltage | 120-277V |
| Power Factor | 0.91 |
| THD | 12.29% |
| Operating Temp | -40 to 40°C |

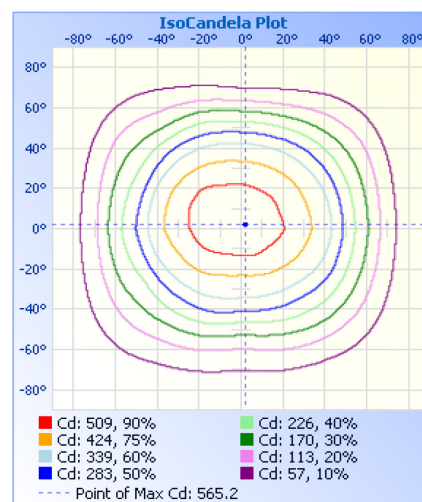
CONSTRUCTION

| | |
|------------|--------------------|
| Housing | Aluminum |
| Finish | Multi-coat, powder |
| Colour | Bronze |
| IP Rating | IP65 |
| Weight | 2 lbs |
| Carton Qty | 12 |

ILLUMINANCE AT A DISTANCE



ISOCANDELA PLOT



DIMENSIONS

