

Decorative Wall Sconce Engine

15W | 3000K | 120-277V | Bronze

Choose from one of our three covers to complete your custom look
(Covers sold separately)

Suitable for Indoor and
Outdoor Applications



Up-Down
Light Engine

Bronze Aluminum Outdoor
Powder-coat Finish
Also available in a black finish



DWS-C1




DWS-C2



DWS-C4

3 Light Covers Available
(sold separately)



TECHNICAL DATA



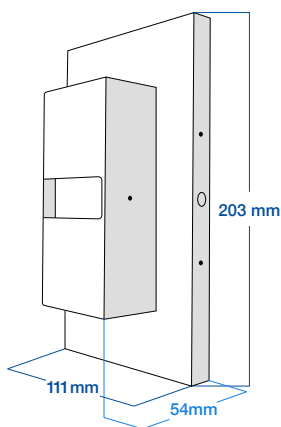
LIGHT SPECIFICATIONS

Lumens	1,300 lm
Efficacy	87 lm/W
CCT	3000K
CRI	>80
Beam Angle	120°
L70 Life	>54,000 hrs
Warranty	5-year

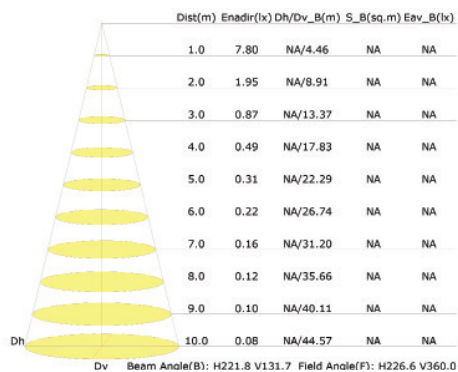
APPROVALS AND LISTINGS

cUL	E482965
-----	---------

DIMENSIONAL DRAWING



ILLUMINANCE AT A DISTANCE



ELECTRICAL

Wattage	15W
Voltage	120-277V
Power Factor	>0.9
THD	<20%
Operating Temp	-40 to 40°C

CONSTRUCTION

Housing	Aluminum
Finish	Powder-Coat
Finish Colour	Bronze
IP Rating	IP65

DIMENSIONS AND WEIGHTS

Fixture Weight	2 kgs
Pieces Per Carton	12
Carton Net Weight	9.4 kgs
Carton Gross Weight	10.4 kgs
Carton Meas.	380 x 245 x 230 mm

ACCESSORIES (Sold Separately)

DWS-C1	Cover Option 1 in Bronze
DWS-C2	Cover Option 2 in Bronze
DWS-C4	Cover Option 4 in Bronze

