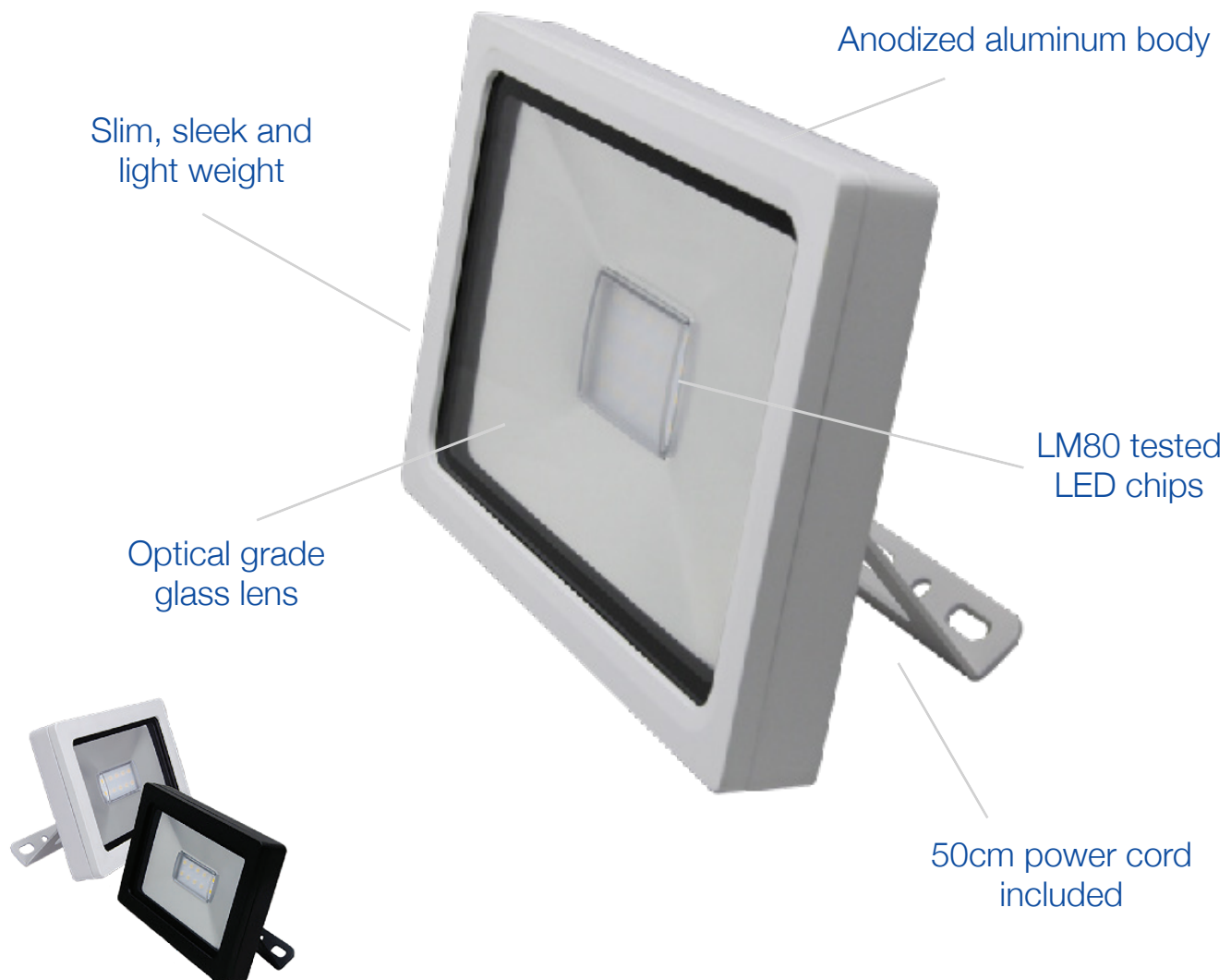


20W Streamline Flood Light

streamline
designer flood light series

Ideal for landscape lighting, architectural flood lighting, and interior wall washing



TECHNICAL DATA



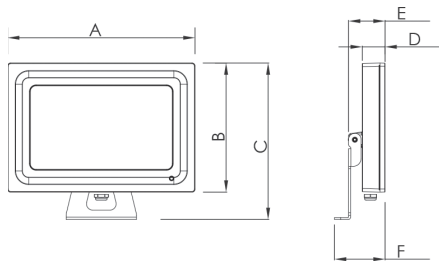
LIGHT SPECIFICATIONS

Lumens	2,370 lm
Efficacy	109.3 lm/W
CCT	4,000K
Beam angle	110°
CRI	82.8
Rated hours	35,000
Warranty	5-year

APPROVALS AND LISTINGS

cUL	E482965
DLC	P2RQFJFW

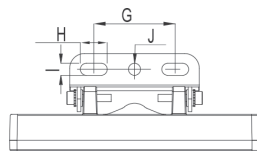
DIMENSIONS



FL02-20W

Unit: mm | Tolerance: ± 1 mm

A: 190 B: 130
C: 164 D: 23.5
E: 38 F: 56
G: 46 H: 17
I: 7 J: $\varnothing 7$



50cm cable included.

ELECTRICAL

Wattage	20W
Voltage	120-277V
Power factor	0.98
THD	18.01%
Operating temp	-20° to 40°C

CONSTRUCTION

Housing	Die-cast aluminum
Finish	Powder coat
Colour	White
IP rating	IP65
Weight	1.74 lbs
Carton qty	20

NOTES

50cm cable included

DISTRIBUTION CURVE FLUX/TEMP

