

# Premium Panel Light

30W | 3500K | 1x4



Ideal for office lighting, basement lighting, light box and sign back-lighting, gym lighting, school lighting, hospital lighting and more.

**Post-Painted Frames**  
quality finish,  
exceptional design

**Acrylic Diffuser**  
smooth, flawless  
light illumination

**0-10V Dimmable Driver**  
100-347V



**High Quality Junction Box**  
reliable, proven design  
with easy access to  
terminal connections

**3mm Mitsubishi Light Guide Plate**  
provides optimal stability

**Steel Back Plate**  
designed for durability and  
maximum heat dissipation

Optional Surface Mount Kits and Cable Kits available, sold separately.  
See reverse for details and ordering information.



Surface Mount Kits



Cable Kits

## TECHNICAL DATA



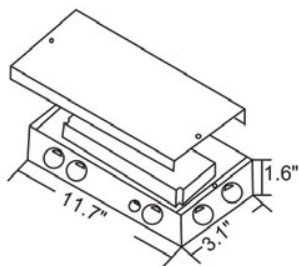
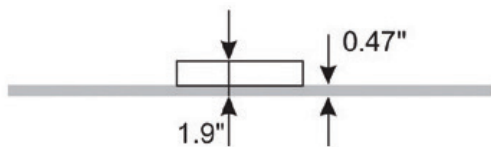
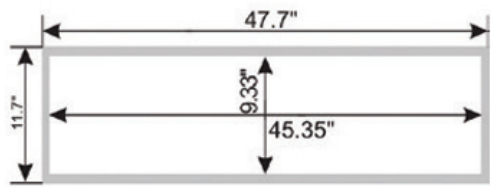
### LIGHT SPECIFICATIONS

Lumens	3,825
Efficacy	126 lm/W
CCT	3500K
CRI	82.5
Dimmable	0-10V
Rated Hours	50,000
Warranty	7-year

### APPROVALS AND LISTINGS

cUL	E491106
DLC PREMIUM	PLDW0UJX20JL

### DIMENSIONS



### ELECTRICAL

Wattage	30W
Voltage	100-347V
Power Factor	0.88
THD	19.62 %
Operating Temp	-20° to 40°C

### CONSTRUCTION

Framing	Aluminum Alloy
Colour	White
IP rating	IP54
Carton qty	4

### ACCESSORIES (Ordered Separately)



Surface Mount Kits PL14-SK



Cable Kits PL14/24-CABLE-KIT