




NEW!



NEW!



NEW!



NEW!



 **CSCLED**

Providers of Industrial and Commercial
LED Lighting for the Wholesale Industry

1.888.900.9885 | info@csc-led.com

www.csc-led.com

Flood Lights

info@csc-led.com

Concorde Series (FL04)

BEST SELLING FLOOD/AREA LIGHT



FL04-450W-40K with Trunnion Mount



Concorde series Flood / Area Lights

Sleek, streamlined design

Trunnion Standard - field-interchangeable mounting arms available

Watts	60W, 80W, 100W, 150W, 200W, 240W, 300W, 450W
Voltage	120-277V, 277-480V
Colour temp	4000K, 5000K
Lumens	8,177 lm to 57,400 lm
Mounting	TR Standard, Slip Fit**, Pole Mount**, Multi Mount**
Finish colour	Bronze, White*
Accessories**	Twist Lock Photocell, Fixture Mounted Motion Sensor, Shield

Streamline Series (FL02)



FL02-10W

Slim, sleek, and light-weight

Ideal for landscaping, architectural flood lighting, and interior wall washing

Watts	10W, 20W, 30W, 50W
Voltage	120V
Colour temp	4000K, 5000K
Lumens	1,089 lm to 5,820 lm
Finish	White*, Black*, Bronze*
Includes	Yoke Mount, Knuckle Mount

Solar Powered Lights

Street Light (ST02)

SLEEK DESIGN



ST02-50W-40K

Street light

Cast aluminum body, polycarbonate optics, slim design with low wind resistance

Watts	50W, 100W
Colour temp	4000K
Lumens	6,675 lm, 12,637 lm
Finish colour	Grey
Operating temp	-40 to 40°C

Solar Wall Pack (SWP)



SWP01-5W-50K

Solar with motion sensor

Quick and easy installation with no cords or wires. User replaceable lithium battery (sold separately)

Watts	5W
Colour temp	5000K
Lumens	450 lm
Finish colour	Black
Accessory**	Lithium Battery

Ideal for cottages
and marinas!

Great summer
stocking items

Solar Flood Light (SFL)



SFL-10W-7200-50K

Solar with dual motion sensors

Large capacity, user replaceable, lithium battery insulated for cold climates

Watts	10W
Colour temp	5000K
Lumens	1,080 lm
Motion sensors	3 settings
Accessory**	Lithium Battery

NOTE: Not recommended for sustained ambient temperatures below -20°C

PRICING AND AVAILABILITY SUBJECT TO CHANGE. | *SELECT PRODUCTS ONLY. **ORDER SEPARATELY.



Eastern Canada 519.880.9833 | 1.888.900.9885 | orders@csc-led.com
8 - 540 Jamieson Parkway Cambridge, ON | N3C 0G5

HB7 Series (LV)



HB7-150W-40K-LV

HB7 Series (UD)



HB7-200W-50K-UD

120-347V

Great stocking item!

High grade aluminum body for superior heat dissipation

Ideal for warehouses, factories, and more. Includes 1m* or 2m* power cord, 0-10V dimmable. Long life, elevated driver for cooler operation. Polyester powder coat finish, polycarbonate lens with glass lens option available on select products.

Watts	100W, 150W, 200W, 240W
Voltage	120-277V
Colour temp	4000K, 5000K
Lumens	13,120 lm to 31,557 lm
Lens	Polycarbonate or Glass*
Accessories**	Aluminum Reflector, Polycarbonate Reflector, Bottom Cover, Frosted Lens, Yoke Mount, Mounting Bracket, Extension Cable

Watts	100W, 150W, 200W, 240W
Voltage	120-347V
Colour temp	4000K, 5000K
Lumens	13,293 lm to 31,153 lm
Lens	Polycarbonate
Accessories**	Aluminum Reflector, Polycarbonate Reflector, Bottom Cover, Frosted Lens, Yoke Mount, Mounting Bracket, Extension Cable

Sports Stadium Light (SP01)



SP01-750W-50K shown with Laser Pen**



SP01-500W-50K



Laser Pen



Slipfit Mount

LHB Series (LHB)

DLC PREMIUM



120-347V

LHB-165W-40K

High grade stainless steel hardware

Ideal for indoor & outdoor facilities with superior 3D convection design, 0-10V dimmable. DLC Premium performance. Download the complete series flyer at www.csc-led.com

Watts	400W, 500W, 600W, 750W, 1000W, 1200W
Voltage	120-277V, 277-480V
Colour temp	5000K
Lumens	53,645 lm to 16,3612 lm
Finish colour	Black
Accessories**	Slipfit Mount, Laser Pen, Visor

Slim, compact design

Removable frosted lens with white epoxy steel housing and power coat finish

Watts	110W, 165W, 220W, 300W
Voltage	120-347V
Colour temp	4000K, 5000K
Lumens	15,363 lm to 42,228 lm
Finish colour	White
Accessories**	Wireguard, On/Off or Dim Motion Sensor, Bracket, Occupancy Sensor

PRICING AND AVAILABILITY SUBJECT TO CHANGE. | *SELECT PRODUCTS ONLY. **ORDER SEPARATELY.

Western Canada | 778.730.0448 | ordersbc@csc-led.com
121 - 1647 Broadway Street | Port Coquitlam, BC | V3C 6P8

Wall Packs

info@csc-led.com

CWP02 Series

PRICED TO MOVE!



CWP02-60W-40K

Classic style with glass lens

Die-cast aluminum body
Purpose built driver inside

Watts	40W, 60W, 80W, 120W
Voltage	120-277V
Colour temp	4000K, 5000K
Lumens	5,627 lm to 17,453 lm
Finish colour	Bronze

Architectural Style (AWP02)



AWP02-80W-40K

Low profile, high performance

Integral ratcheting pivot system
Slim and versatile, adjustable 0-90°

Watts	12W, 30W, 50W, 80W, 120W
Voltage	120-277V, 347V*
Colour temp	4000K
Lumens	1,285 lm to 13,796 lm
Finish colour	Bronze, White*

CWP03 Series

CONTRACTOR FAVOURITE!



CWP03-80W-50K

High impact polycarbonate lens

Vandal resistant
LM80 tested Lumiled chips

Watts	40W, 60W, 80W, 120W
Voltage	120-277V, 277-480V
Colour temp	4000K, 5000K
Lumens	5,536 lm to 17,671 lm
Finish colour	Bronze

Rotatable (RWP)



RWP-40W-50K

DLC PREMIUM - Rotatable,
use as an uplight, downlight - or both***
Ideal for security lighting, wall washing,
flood lighting, and more

Watts	25W, 40W, 60W, 80W
Voltage	120-277V
Colour temp	4000K, 5000K
Lumens	3,324 lm to 10,598 lm
25/40W	1 rotatable module
60/80W***	2 independent rotatable modules
Finish colour	Black
Accessories**	Extension Plate

Decorative Wall Sconce (DWS)

NEW!



DWS-15W-30K-BK

Light Covers

NEW DLC PREMIUM

Aluminum outdoor powder-coat finish.
Suitable for indoor or outdoor applications

Watts	15W
Voltage	120-277V
Colour temp	3000K, 4000K
Lumens	1,300 lm
Weight	0.76 kg
Finish colour	Bronze, Black
Carton qty	12
Accessories**	Cover 1, Cover 2, Cover 4

Mini Wall Packs (MWP2)



MWP2-15W-30K

Powerful performance

Quick installation (with or without
octagon box). Ideal for security lighting,
commercial entrances and more

Watts	15W, 20W
Voltage	120-277V
Colour temp	3000K, 4000K
Lumens	1,931 lm to 2,584 lm
Weight	1.98 lbs
Finish colour	Bronze
Operating temp	-40 to 45°C
Carton qty	10

PRICING AND AVAILABILITY SUBJECT TO CHANGE. | *SELECT PRODUCTS ONLY. **ORDER SEPARATELY.

Volumetric Troffers

NEW!



VOL22-30W-35K-UD



VOL24-40W-40K-UD

DLC Premium - Damp Location Rated

- Post Painted White Finish
- Rigid Steel Frame mounts in any T-Bar ceiling
- 100-347V Driver with 0-10V dimming and control integration
- LM80 Tested LED Chips
- Low Glare Frosted Diffuser

Watts	30W, 40W
Voltage	100-347V
Colour temp	3500K, 4000K
Lumens	3,765 lm to 5,115 lm
Finish colour	White
Net weight	11.6 lbs and 22.2 lbs
Carton qty	2

Tunable Panel Lights



PLT14-40W and remotes

CCT Adjustable Panel

Available in 1x4, 2x2, and 2x4

Watts	40W*, 50W*
Voltage	120-277V
Colour temp	3000K - 5000K
Lumens	4,308 lm to 5,760 lm
Accessories**	Hand Held Remote, Wall Mounted Remote, Wall Bracket for Hand Held Remote, Suspension Kit, Surface Mount Kit

Backlit Panels

NEW! - THE BACKLIT ADVANTAGE

The achilles heel of edge-lit panels is the Light Guide Plate (LGP). Although CSC LED uses the highest quality LGP's from Mitsubishi, other manufacturers use a polymer material that will yellow over time.

Recent breakthroughs in LED chip lensing have now made the back-lit panel possible with even lower costs while preserving the slim form factor. Backlit panels do not require the expensive and sometimes problematic LGP and are virtually indistinguishable from their edge-lit predecessors when installed.

2 x 2 Backlit Panel




PLBL22-40W-35K

1 x 4 Backlit Panel



PLBL14-50W-40K

2 x 4 Backlit Panel



PLBL24-40W-50K

DLC listed Low profile, high performance

- Back mounted LED chips with superior lensing ensures even overlap and illumination
- Only 1.5" deep, great for low clearance areas
- Post painted frame for seamless appearance
- 100-347V driver with 0-10V dimming
- Non-yellowing frosted lens

Watts	40W, 50W
Voltage	100-347V
Colour temp	3500K, 4000K, 5000K
Lumens	4,342 lm to 5,074 lm
Accessories**	Surface Kit, Cable Kit

PRICING AND AVAILABILITY SUBJECT TO CHANGE. | *SELECT PRODUCTS ONLY. **ORDER SEPARATELY.

Western Canada | 778.730.0448 | ordersbc@csc-led.com
121 - 1647 Broadway Street | Port Coquitlam, BC | V3C 6P8

Canopy/Vapour-proof

info@csc-led.com

Tri-proof



SL-A65F2-30-P

For workshops and work cells

Water-proof, dust-proof, damp-proof, and vapour-proof. Can be surface mounted or suspended.

Watts	30W, 40K
Length	2 ft, 4ft
Voltage	120-277V
Colour temp	5000K
Lumens	3,900 lm, 5,200 lm
Accessories**	Male & 3-pin connectors, Single ended cord, double ended cord, cable kits

Canopy (CP)

NEW!



CP40W-40K-WH

Suitable for damp/wet locations

High impact polycarbonate lens. Hinged mounting plate for quick installation. Built-in surge protector.

Watts	40W, 75W
Voltage	120-277V
Colour temp	4000K
Lumens	4,464 lm to 9,197 lm
Operating temp	-40 to 40° C
Accessories**	Microwave Motion Sensor

Vapour-proof (MX486)



MX486-LD60W

Top Grade UV stabilized polycarbonate


Corrosion-, flame-, and vandal-resistant and high thermal resistance. Ideal for parking structures, warehouses and more.

Watts	40W, 60W, 75W
Voltage	120-277V, 347V*
Colour temp	5000K
Lumens	5,508 lm to 10,144 lm
Accessories**	Motion Sensor

LED Strips

T-BAR Intergrated Luminare

NEW!



Replaces T-BAR cross tees!

TBAR4-DM-40K

Available in 2 ft and 4 ft sizes

Slim profile, frosted lens. Creates an architectural statement while distributing the lumens over the entire space.

Watts	10W, 20W
Voltage	100-277V
Colour temp	4000K
Lumens	1,300 lm to 2,600 lm
Accessories**	Power supply

Tunable Linear Strip (ST4)

120-347V



COLOUR TUNABLE!

ST4-32W-3CCT-UD

DLC PREMIUM

Ideal for warehouses, industrial locations, hallways, stairwells, and garages

Watts	32W
Voltage	120-347V
Colour temp	Tunable (3500K, 4000K, 5000K)
Lumens	4,192 lm
Accessories**	Aircraft Cable, Connector, Motion Sensor

Shop Light



TC-SL2040BHM-50

On / Off pull switch

Instant on to full brightness with low glare and a 1m chain included. Linkable up to 12 units, includes row mount connector.

Watts	40W
Voltage	120V
Colour temp	5000K
Lumens	5,269 lm
Housing	Plastic & Aluminum

PRICING AND AVAILABILITY SUBJECT TO CHANGE. | *SELECT PRODUCTS ONLY. **ORDER SEPARATELY.



Eastern Canada 519.880.9833 | 1.888.900.9885 | orders@csc-led.com
8 - 540 Jamieson Parkway Cambridge, ON | N3C 0G5

Security Light (SS)



Also Available
in Black

SS-HG70-20W

With dual-head and motion sensor
150° detection zone up to 100 ft away
and adjustable detection sensitivity

Watts	20W
Voltage	120V
Colour temp	5000K
Lumens	1,815 lm
Finish	White, Black
Includes	Motion Sensor

Temporary Work Light String



TWL-S-20WX5-50K

Comes with 5 lights & 10 ft cords
Up to 10 kits can be combined into one
string. Ideal for subway construction,
factory/residential renovations, and more

Watts	20W x 5
Voltage	120V
Colour temp	5000K
Lumens	12,500 lm
Housing	PC and Aluminum
Colour	Orange

Temporary Work Light

Tripod
ordered
separately



TWL-100W-50K

Waterproof isolated driver
Ideal for all new construction and
temporary lighting applications

Watts	100W
Voltage	120V
Colour temp	5000K
Lumens	12,500 lm
Equal to	250W HID
Accessories**	TWL-TRIPOD

Pole Top

Pole Top Area Light (PTA02)



PTA02-100W-40K

Elegant look and design

Twist lock photocell receptacle. Ideal for parking lots,
pathways, parks, retail settings, and more. Polyester
powder coat finish. High efficiency optics.

Watts	35W, 55W, 75W, 100W, 150W
Voltage	120-277V
Colour temp	4000K, Tunable (3000K, 4000K, 5000K)*
Lumens	3,848 lm to 18,686 lm
Includes	Twist lock photocell receptacle, Photocell

Hazloc

Explosion-proof/Hazloc (CES)

IP68
CLASS DIV 2



Pictured: CES-J100

Class I, Div 2

Suitable for volatile gas and dust explosive environments with
optical grade borosilicate glass. Instant-on with no warm-up time.
Uses up to 75% less energy than common legacy type luminaires

Watts	30W, 100W, 185W
Voltage	120-277V
Colour temp	5000K
Lumens	3,131 lm to 21,313 lm
Includes	U-bracket, 1m cord

Lamps

Corn Lamps



CLW-36WBCA1-50K

Suitable for enclosed fixtures

Replacement lamp for MH and HPS. High efficiency with 4.5KV surge suppression

Watts	15W, 19W, 24W, 36W, 54W, 75W, 100W, 125W
Voltage	120-277V
Colour temp	5000K
Lumens	2,102 lm to 15,142 lm
Base	E26*, E39*

Paddle Lamps (CLH)



CLH-54WA1


Rated for enclosed fixtures

LED replacement lamps for directional MH and HPS. Ideal for use in area lights, flood lights, and wall packs.

Watts	27W, 36W, 54W, 75W, 115W
Voltage	120-277V
Colour temp	5000K
Lumens	3,032 lm to 12,819 lm
Base	E26*, E39*

Horticultural

Linear Grow Light



LGL-1200-53W

Waterproof

Ideal for vertical farming with full spectrum output for everything your plant needs from seed to bloom

Watts	53W
Beam angle	120°
Housing	Aviation Aluminum
Unit Weight	7.1lbs

Please call for more information about this fixture and other grow light fixtures available.

PRICING AND AVAILABILITY SUBJECT TO CHANGE. | *SELECT PRODUCTS ONLY. **ORDER SEPARATELY.

For more information, including specific product numbers, pricing and more, please visit our website www.csc-led.com or email us at info@csc-led.com

Choose Wisely - Choose CSC LED



Incredible Value

We combine top quality tier 1 products with ready to ship inventory at great prices



Technical Support

Whatever your query, we're here to help with our diverse team of professionals



Customer Service

Your call / email is our top priority and we strive to meet and exceed your expectations



Warranties

We've been in the industry for over 14 years and outlasted our warranties

Download product sheets,
IES files, and more

**SET UP YOUR
ONLINE ACCOUNT**

View pricing and
product availability



www.csc-led.com